


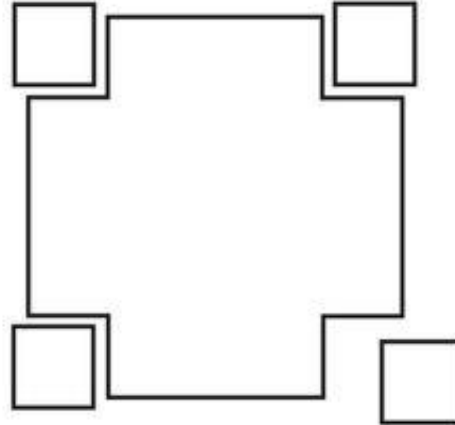
No Sew Fleece Blanket Instructions

STEP 1



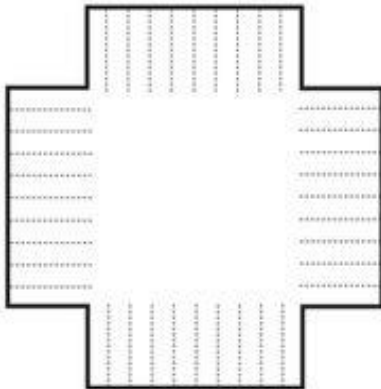
Trim off selvage edges and square uneven edges if needed.

STEP 2



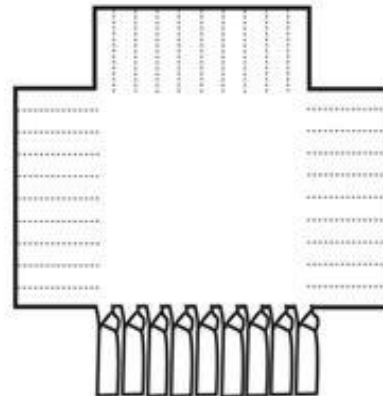
Cut a 4" square from each corner of the fleece using the 4" x 4" pattern enclosed.

STEP 3



Cut 1" strips around entire blanket using the 1" x 4" pattern to create fringe.

STEP 4



Tie a knot at the top of each strip to finish fringed edge.